

JULY 14, 2026 MEETING:

Our July 14th Meeting will be in the 4H Fair Grounds Banquet Hall. We will have open carving and visiting, “Happy Hour” starting at 3:30 pm. The business meeting will start at 6:00 pm. Our mini seminar will take place after the business meeting. Thank you to Jan for teaching us how to carve Doug Linker’s Cardinals.



1985-2026
41 Years of Woodcarving

MEETING MINUTES:

The 2026 June Meeting Minutes are posted on the Club web site. Please take the time to read and review these minutes before the July meeting. Thank you to Robin for recording the minutes and to Neil for posting them.

SHOW:

2026 Show planning starts early this year. Please plan to support this effort.

ORNAMENTS:

Time to start work on those Christmas Tree ornaments for use as 2026 Show door prizes. We have remaining and will have new ornament blanks available, so plan to grab several and make chips.

Library:

Please check out the Club library in 2026. There are a lot of resources available for your use.

Random Thoughts:

If you are looking for some ideas for the president’s challenge of carving something new, consider giving our Club library, Pinterest, or YouTube a look.

This Month’s featured Club Library book you might want to consider is: How to Carve Bellamy Eagles by Paul B. Rolfe. The book starts out with a history of the Bellamy eagle and how it came to have that name. This includes the history of Mr. John Haley Bellamy for whom this style of eagle carving was named. Mr. Rolfe then dives into to tools needed to carve these eagle, followed by the complete carving steps for carving three different versions of this eagle. If you, like me, have never heard of Mr. Bellamy or a Bellamy Eagle this book is

worth a look and it can be found in the Club Library. Happy Carving.

The Club members continue to carve personal angels for Chemo Buddies. Please continue to support this effort by carving as many angels as you find time for. Frank has patterns and cutouts from February’s mini seminar’s angel that can be used for this purpose. Frank has upped the ante by offering a chance to win one of his custom made

knives. Everyone that turns in 5 finished angles will be entered into a drawing for this knife.

Please, see previous Club minutes for other items we discussed.

PRESIDENT’S CORNER:

I would like to extend a special thank you to everyone who volunteered at the Outdoorsman’s Show over Father’s Day weekend. Your time, talent, and willingness to represent the Tri-State Woodcarvers Club made the event a success. We have already confirmed one new member, and with any luck we’ll welcome a few more visitors to our July meeting. Great job, everyone!

Our collaborative Santa carving project continues to move along, and it’s been exciting to watch it come together. Marvin donated the carving blank and has already carved the face. Jack has completed the hair and beard, and Kathy has finished the hat. Now we need a volunteer to take on the next phase of this special project, which will be awarded to one lucky attendee at our October show. There is still plenty to do—the coat, trousers, boots, and other details all need to be carved before the finishing touches and paint are applied. What part would you like to carve? If you’d like to help, please let me know. It’s a wonderful opportunity to leave your mark on a project that showcases the talent of our club.

October will be here before we know it, so I hope you’ve started your President’s Challenge—or at least have a good idea of the direction you want to take. Time has a way of slipping by, and I can’t wait to see the creativity our members bring to this year’s challenge.


Our next meeting is Tuesday, July 14. Happy Hour begins at 3:30 p.m., followed by another great evening of carving and fellowship. This month’s seminar will be presented by Jon Gunnels, who will

be teaching coloring techniques. It promises to be an informative session that you won't want to miss.


I look forward to seeing everyone on the 14th. Bring your carving, bring a friend, and let's continue building the best woodcarving club in the Tri-State!


JEFF Hancock
President
Tri-State Woodcarvers Club


PICTURES FROM LAST MONTH'S SHOW AND TELL:



PICTURES FROM LAST MONTH'S MEETING:







PICTURES FROM THE MIDWEST OUTDOOR SHOW:

